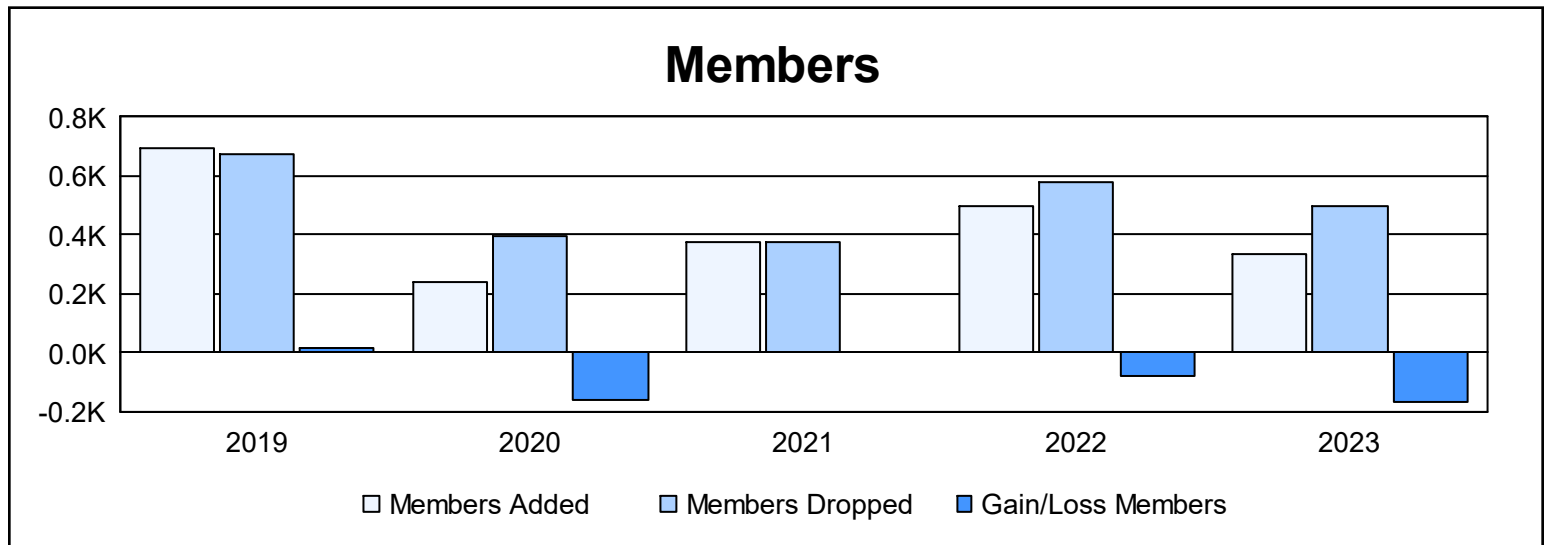
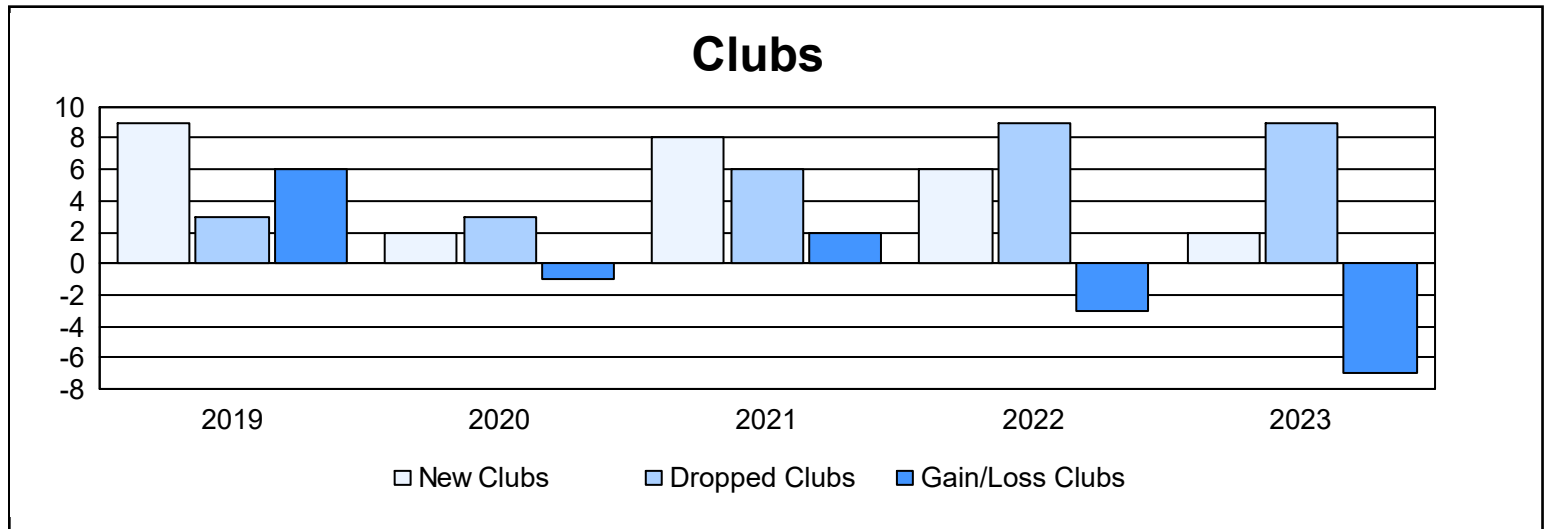
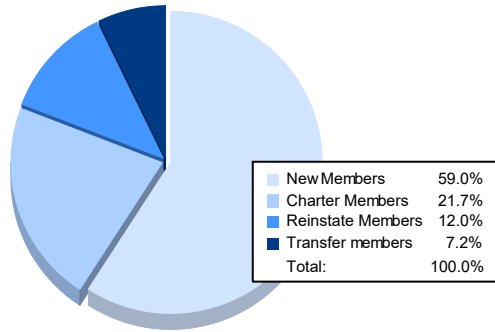


| Year | New Clubs | Dropped Clubs | Gain/ Loss Clubs | New Members | Charter Members | Reinstate Members | Transfer Members | Total Member Added | Total Members Dropped | Gain/ Loss Members |
|----------------|-----------|---------------|------------------|-------------|-----------------|-------------------|------------------|--------------------|-----------------------|--------------------|
| 2018-2019 | 9 | 3 | 6 | 269 | 335 | 57 | 31 | 692 | 674 | 18 |
| 2019-2020 | 2 | 3 | -1 | 131 | 77 | 18 | 14 | 240 | 399 | -159 |
| 2020-2021 | 8 | 6 | 2 | 132 | 225 | 12 | 8 | 377 | 376 | 1 |
| 2021-2022 | 6 | 9 | -3 | 233 | 236 | 20 | 12 | 501 | 582 | -81 |
| 2022-2023 | 2 | 9 | -7 | 196 | 72 | 40 | 24 | 332 | 500 | -168 |
| Average | 5 | 6 | -1 | 192 | 189 | 29 | 18 | 428 | 506 | -78 |



Membership Composition June 2023 Cumulative



Gender Composition June 2023 Cumulative

